



240W Single Output Industrial DIN RAIL Power Supply

DRP-240 series



■ Features :

- Universal AC input / Full range
- Built in active PFC function
- Protections: Short circuit/Over load/Over voltage/Over temperature
- Cooling by free air convection
- Can be installed on DIN rail TS-35/7.5 or 15
- UL 508(industrial control equipment)approved
- LED indicator for power on
- 100% full load burn-in test
- Fixed switching frequency at 100KHz
- 3 years warranty

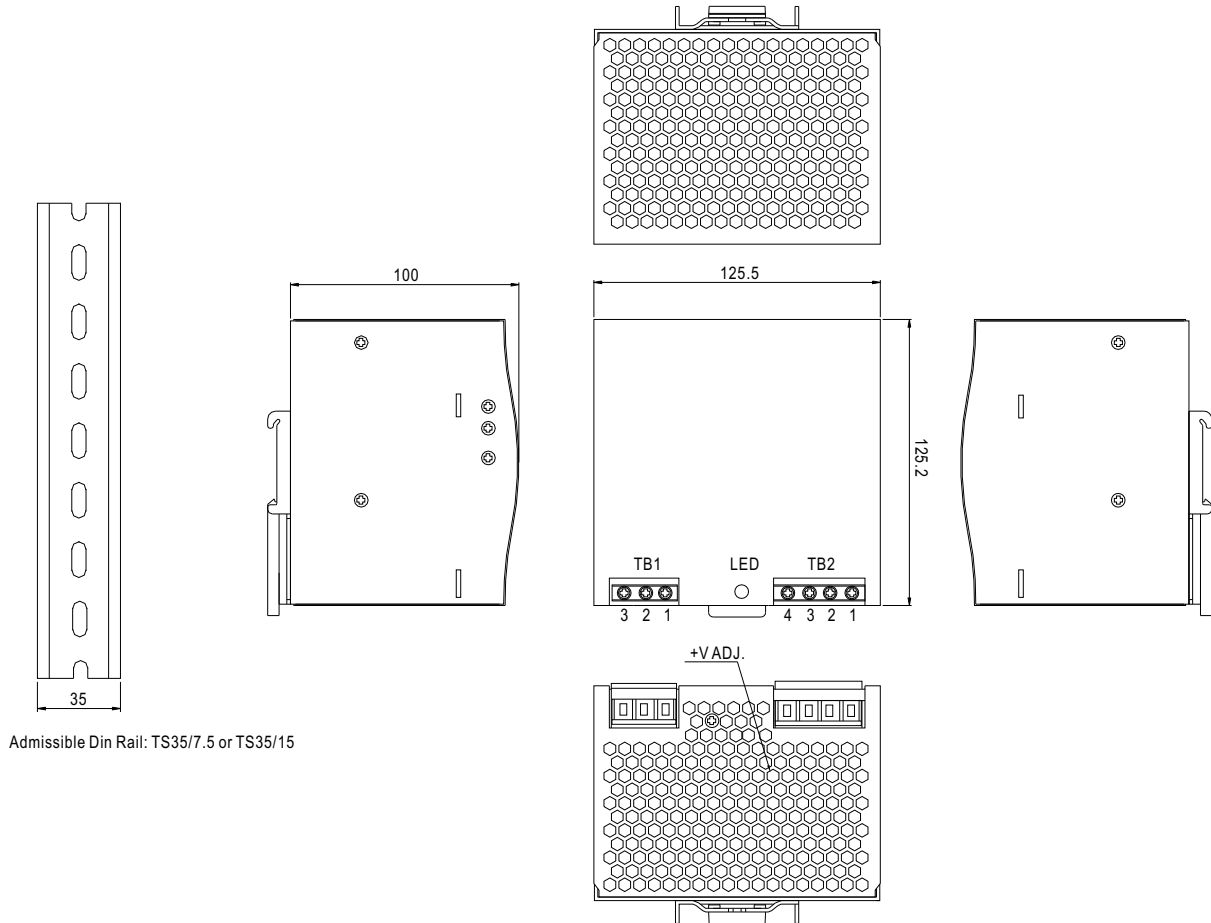


SPECIFICATION

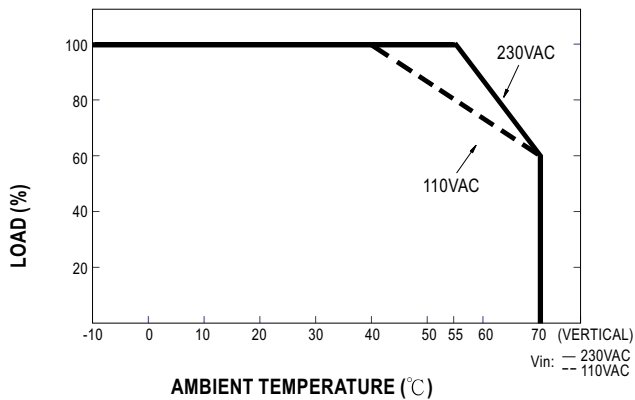
MODEL		DRP-240-24		DRP-240-48	
OUTPUT	DC VOLTAGE	24V		48V	
	RATED CURRENT	10A		5A	
	CURRENT RANGE	0 ~ 10A		0 ~ 5A	
	RATED POWER	240W		240W	
	RIPPLE & NOISE (max.) <small>Note.2</small>	80mVp-p		150mVp-p	
	VOLTAGE ADJ. RANGE	24 ~ 28V		48 ~ 53V	
	VOLTAGE TOLERANCE <small>Note.3</small>	±1.0%		±1.0%	
	LINE REGULATION	±0.5%		±0.5%	
	LOAD REGULATION	±1.0%		±1.0%	
	SETUP, RISE TIME	800ms, 40ms/230VAC 800ms, 40ms/115VAC at full load			
	HOLD TIME (Typ.)	24ms/230VAC 24ms/115VAC at full load			
INPUT	VOLTAGE RANGE <small>Note.5</small>	85 ~ 264VAC 120 ~ 370VDC			
	FREQUENCY RANGE	47 ~ 63Hz			
	POWER FACTOR (Typ.)	0.96/230VAC 0.99/115VAC at full load			
	EFFICIENCY (Typ.)	84%		85%	
	AC CURRENT (Typ.)	2.8A/115VAC 1.4A/230VAC			
	INRUSH CURRENT (Typ.)	COLD START 27A/115VAC 45A/230VAC			
	LEAKAGE CURRENT	<3.5mA / 240VAC			
PROTECTION	OVER LOAD	105 ~ 150% rated output power Protection type : Constant current limiting, recovers automatically after fault condition is removed			
	OVER VOLTAGE	30 ~ 36V		54 ~ 60V Protection type : Shut down o/p voltage, re-power on to recover	
	OVER TEMPERATURE	100℃ ±5℃ (TSW1)Detect on heat sink of power transistor			
		Protection type : Shut down o/p voltage, recovers automatically after temperature goes down			
ENVIRONMENT	WORKING TEMP.	-10 ~ +70℃ (Refer to output load derating curve)			
	WORKING HUMIDITY	20 ~ 90% RH non-condensing			
	STORAGE TEMP., HUMIDITY	-20 ~ +85℃, 10 ~ 95% RH			
	TEMP. COEFFICIENT	±0.03%/℃ (0 ~ 50℃)			
	VIBRATION	10 ~ 500Hz, 2G 10min./1cycle, 60min. each along X, Y, Z axes			
SAFETY & EMC <small>(Note 4)</small>	SAFETY STANDARDS	UL508, UL60950-1, TUV EN60950-1 Approved			
	WITHSTAND VOLTAGE	I/P-O/P:3KVAC I/P-FG:1.5KVAC O/P-FG:0.5KVAC			
	ISOLATION RESISTANCE	I/P-O/P, I/P-FG, O/P-FG:100M Ohms/500VDC			
	EMI CONDUCTION & RADIATION	Compliance to EN55011,EN55022 (CISPR22) Class B			
	HARMONIC CURRENT	Compliance to EN61000-3-2,-3			
	EMS IMMUNITY	Compliance to EN61000-4-2,3,4,5,6,8,11, ENV50204, EN55024, EN61000-6-2 (EN50082-2) Heavy industry level, criteria A			
OTHERS	MTBF	105.5Khrs min. MIL-HDBK-217F (25℃)			
	DIMENSION	125.5*125.2*100mm (W*H*D)			
	PACKING	1.2Kg; 12pcs/15.5Kg/1.2CUFT			
NOTE	1. All parameters NOT specially mentioned are measured at 230VAC input, rated load and 25℃ of ambient temperature. 2. Ripple & noise are measured at 20MHz of bandwidth by using a 12" twisted pair-wire terminated with a 0.1uf & 47uf parallel capacitor. 3. Tolerance : includes set up tolerance, line regulation and load regulation. 4. The power supply is considered a component which will be installed into a final equipment. The final equipment must be re-confirmed that it still meets EMC directives. 5. Derating may be needed under low input voltages. Please check the derating curve for more details.				

Mechanical Specification

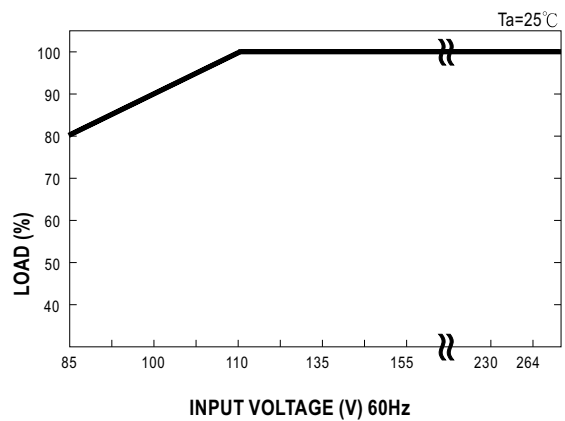
Case No. 922A Unit:mm



Output Derating



Output derating VS input voltage



Mouser Electronics

Authorized Distributor

Click to View Pricing, Inventory, Delivery & Lifecycle Information:

[Mean Well:](#)

[DRP-240-24](#) [DRP-240-48](#)